





BATHROOM & KITCHEN ACCESSORIES



AE713



FD290



ZY203A



SLC-370



AE302



AE945



HYG-01-S
HYG-01-CP
Sanitary Bag Dispenser

Hotel And Commercial Accessories Series



SRPH-01-V
Semi Recessed Double
Paper Holder



EXPH-02-H
Double Paper Holder



EXPH-02-H
Semi Recessed Double
Paper Holder



SRPH-04
Semi Recessed Double
Paper Holder



PH-333A
Paper Holder With Hood



PH-222A
Paper Holder With Hood



PH-83A6
Paper Holder With Hood



PH-333D
Paper Holder With Hood




KJ-07
Clothesline



JB-PH6
Jumbo Paper Holder



PH323-AS
Paper Holder With Ashtray



RTS-05
Recessed Facial Tissue Box



EXPH-07
Paper Dispenser



CM-01-6"
CM-01-8"
Cosmetic Mirror



CM-02-6"
CM-02-8"
Cosmetic Mirror



B-2006
Double Robe Hook

Bathroom Accessories

- stainless Steel/Zinc

B-2000 Series



B-2001
Tumbler Holder



B-2002
Soap Dish



B-2009
Soap Basket



B-2003
Toilet Roll Holder



B-2004
Towel Ring



B-2007-30
30" Single Towel Rail



B-2007-30
30" Double Towel Rail



B-2010
Towel Shelf



B-2005
Glass Shelf

A-2200 Series



A-2201
Tumbler Holder



A-2202
Soap Dish



A-2206
Double Robe Hook



A-22260
Toilet Roll Holder



A-2004
Towel Ring




A-2208-12
12" Single Towel Rail



A-22490
Soap Basket



A-2203
Paper Holder



A-2209
Soap Dispenser



A-2207-30
30" Single Towel Rail



A-2205
Glass Shelf

Kwik-dry

Why Kwik-dry Hand Dryer:

- ✓ Improved cleanliness: It contributes to a cleaner washroom, avoids littering of paper towels.
- ✓ Hygienic: It offers the ultimate in sanitary protection. There is no handle to turn or button to push. The hygienic no-touch operation helps control the spread of infectious diseases.
- ✓ Labour Savings: It is virtually maintenance-free. No refilling of paper towels, no emptying of waste receptacle is required.
- ✓ Economical: Automatic operation & quick hand drying provides energy saving, it cuts-off automatically for extra safety & eliminates wastage.
- ✓ Reduced Vandalism: It eliminates vandalism that often present with paper towels around. Towels clog toilet bowls & basins, are set aflame, and are thrown wet on to walls and floors.
- ✓ Always on Duty: It is ready for action 24hours a day.
- ✓ Easy to Install: Just connect to power supply and the dryer is ready for immediate use.
- ✓ Stylish Design: Rounded casing prevents objects such as cigarettes & tissue paper from being deposited on the device
- ✓ Reliable & Long-lasting: Strong and reliable fan motor provides maintenance free usage.

Specifications:

Electronic sensor operated hand dryer for surface mounting, equipped with automatic cut-off switch, white colour stylish rounded casing and 3-pin plug.

Technical Specifications:

- ✓ 240V, 50Hz, 1800 watts
- ✓ Dimensions: 235mm(H) x 235mm(W) x 235mm(D)
- ✓ Weight: 2.3kg
- ✓ Colour: White



Recommended Mounting Heights: (to the bottom of the dryer)

Adults	48" – 50" (1219 – 1270mm)
Children	44" (1118mm)
Handicapped	42" (1067mm)